

# Competition Management [Guide]



# ***my**netball*

## USER GUIDE


# **Competition Management**


## Editing Squads

 **MODE:** Competition Management **MENU:** Competition -> Grades -> Maintain Grades, Teams and Ladders... Team Settings


From the team settings page click on the edit squad link to make changes to a team's selected squad.

### Maintain Team Settings











 [Help on this topic](#)

Season 2013  Go

#### Grade: GFNL A Grade Bendigo Bank Cup

 [Back to Grade, Teams, Ladders Maintenance](#)

Grade Details Allocate Teams Team Settings Season Settings Ladders Pools

| Name      | Squad Size   | Default Venue  | Team (Display) Name    | Team Media Name        | Team Start Time (hh:mm AM/PM) | Team Match Day (if different)  | Draw Seed       | Hide in Ladder  | Update Existing Fixtures  |
|-----------|--|--|------------------------|------------------------|-------------------------------|--|-----------------|---|---|
| Bell Park | 0<br> | <span>Select...</span>  | <span>Bell Park</span> | <span>Bell Park</span> | 1:35 PM                       | <span>N/A</span>  | <span>11</span> |  |  |
| Colac     | 0<br> | <span>Select...</span>  | <span>Colac</span>     | <span>Colac</span>     | 1:35 PM                       | <span>N/A</span>  | <span>9</span>  |  |  |

## Score Sheet Printing

 **MODE:** Competition Management **MENU:** Competition -> Matches -> Match Manager

Match score cards can be printed from the match manager.

Search for the matches you wish to print scorecards for, select them by checking the relevant boxes. Select Print Scorecards from the bulk action list and click perform action.

## Match Manager

☒ Help on this topic

### Match Filter

|   |   |
|---|---|
| Season  | 2013  |
| Grade Division                                | ALL DIVISIONS   |
| Grade   | ALL GRADES  |
| Dates/Round                                   | <input type="radio"/> Select by date range 28/01/2013 - 03/02/2013<br><input checked="" type="radio"/> (or) Select by Round CURR  |
| Status  | <input checked="" type="checkbox"/> NO STATUS (N) <input checked="" type="checkbox"/> IN PROGRESS (P) <input checked="" type="checkbox"/> UNCONFIRMED (U) <input checked="" type="checkbox"/> DISPUTED (D) <input checked="" type="checkbox"/> CONFIRMED (C) <input checked="" type="checkbox"/> OFFICIAL (O) |
| <input type="button" value="Search Matches"/> |   |

### Selected Match Actions

|         |  |
|---------|--|
| Actions | <input type="button" value="Print Scorecard"/> <input type="button" value="Perform Action"/> |
|---------|--|

☐ Select All ☐ Select Visible Only Matches Currently selected: 1

Drag a column to this area to group by it.

Search\*:

| Select                              | Grade                        | Rnd | Dates            | Home Team          |   | Away Team    | Venue         | MT | Status |                         |
|-------------------------------------|------------------------------|-----|------------------|--------------------|---|--------------|---------------|----|--------|-------------------------|
| <input checked="" type="checkbox"/> | GFNL A Grade Bendigo Bank... | 18  | 24 Aug 13 1:35PM | Grovedale          | v | North Shore  | Not specified | A  | N      | <a href="#">Actions</a> |
| <input type="checkbox"/>            | GFNL A Grade Bendigo Bank... | 18  | 24 Aug 13 1:35PM | Leopold            | v | St Albans    | Not specified | A  | N      | <a href="#">Actions</a> |
| <input type="checkbox"/>            | GFNL A Grade Bendigo Bank... | 18  | 24 Aug 13 1:35PM | GWSP               | v | St Josephs   | Not specified | A  | N      | <a href="#">Actions</a> |
| <input type="checkbox"/>            | GFNL A Grade Bendigo Bank... | 18  | 24 Aug 13 1:35PM | Newtown & Chilwell | v | South Barwon | Not specified | A  | N      | <a href="#">Actions</a> |
| <input type="checkbox"/>            | GFNL A Grade Bendigo Bank... | 18  | 24 Aug 13 1:35PM | St Marys           | v | Lara         | Not specified | A  | N      | <a href="#">Actions</a> |
| <input type="checkbox"/>            | GFNL A Grade Bendigo Bank... | 18  | 24 Aug 13 1:35PM | Bell Park          | v | Colac        | Not specified | A  | N      | <a href="#">Actions</a> |

## Bulk Results Entry



**MODE:** Competition Management **MENU:** Competition -> Matches -> Match Manager

Match results can be entered in bulk via the match manager

Search for the matches you wish to enter results for and select them by checking the relevant boxes. Select enter results from the bulk action list and click perform action.

## Match Manager

☐ Help on this topic

### Match Filter

|                |   |
|----------------|---|
| Season         | 2013  |
| Grade Division | ALL DIVISIONS   |
| Grade          | ALL GRADES  |
| Dates/Round    | <input type="radio"/> Select by date range 28/01/2013 - 03/02/2013<br><input checked="" type="radio"/> (or) Select by Round CURR  |
| Status         | <input checked="" type="checkbox"/> NO STATUS (N) <input checked="" type="checkbox"/> IN PROGRESS (P) <input checked="" type="checkbox"/> UNCONFIRMED (U) <input checked="" type="checkbox"/> DISPUTED (D) <input checked="" type="checkbox"/> CONFIRMED (C) <input checked="" type="checkbox"/> OFFICIAL (O) |

Search Matches

### Selected Match Actions

Actions

☐ Select All ☐ Select Visible Only Matches Currently selected: 6

Drag a column to this area to group by it.

Search\*:

| Select                              | Grade                        | Rnd | Dates            | Home Team          | Away Team      | Venue         | MT | Status |                         |
|-------------------------------------|------------------------------|-----|------------------|--------------------|----------------|---------------|----|--------|-------------------------|
| <input checked="" type="checkbox"/> | GFNL A Grade Bendigo Bank... | 18  | 24 Aug 13 1:35PM | Grovedale          | v North Shore  | Not specified | A  | N      | <a href="#">Actions</a> |
| <input checked="" type="checkbox"/> | GFNL A Grade Bendigo Bank... | 18  | 24 Aug 13 1:35PM | Leopold            | v St Albans    | Not specified | A  | N      | <a href="#">Actions</a> |
| <input checked="" type="checkbox"/> | GFNL A Grade Bendigo Bank... | 18  | 24 Aug 13 1:35PM | GWSP               | v St Josephs   | Not specified | A  | N      | <a href="#">Actions</a> |
| <input checked="" type="checkbox"/> | GFNL A Grade Bendigo Bank... | 18  | 24 Aug 13 1:35PM | Newtown & Chilwell | v South Barwon | Not specified | A  | N      | <a href="#">Actions</a> |
| <input checked="" type="checkbox"/> | GFNL A Grade Bendigo Bank... | 18  | 24 Aug 13 1:35PM | St Marys           | v Lara         | Not specified | A  | N      | <a href="#">Actions</a> |
| <input checked="" type="checkbox"/> | GFNL A Grade Bendigo Bank... | 18  | 24 Aug 13 1:35PM | Bell Park          | v Colac        | Not specified | A  | N      | <a href="#">Actions</a> |

Enter the scores and the overall result for the home and away teams and click update to save

## Match Result Update

| Match Id | Round | Grade                         | Home Team    | Home Score                     | Home Result                            | Away Team            | Away Score                     | Away Result                            |
|----------|-------|-------------------------------|--------------|--------------------------------|--|----------------------|--------------------------------|--|
| 688748   | 1     | GFNL A Grade Bendigo Bank Cup | St Marys     | <input type="text" value="0"/> | <input type="text" value="Select..."/> | v Newtown & Chilwell | <input type="text" value="0"/> | <input type="text" value="Select..."/> |
| 688749   | 1     | GFNL A Grade Bendigo Bank Cup | North Shore  | <input type="text" value="0"/> | <input type="text" value="Select..."/> | v Bell Park1         | <input type="text" value="0"/> | <input type="text" value="Select..."/> |
| 688744   | 1     | GFNL A Grade Bendigo Bank Cup | Grovedale    | <input type="text" value="0"/> | <input type="text" value="Select..."/> | v Bell Park2         | <input type="text" value="0"/> | <input type="text" value="Select..."/> |
| 688745   | 1     | GFNL A Grade Bendigo Bank Cup | Leopold      | <input type="text" value="0"/> | <input type="text" value="Select..."/> | v GWSP               | <input type="text" value="0"/> | <input type="text" value="Select..."/> |
| 688746   | 1     | GFNL A Grade Bendigo Bank Cup | South Barwon | <input type="text" value="0"/> | <input type="text" value="Select..."/> | v Lara               | <input type="text" value="0"/> | <input type="text" value="Select..."/> |

## Player Statistics

**i** **MODE:** Competition Management **MENU:** Competition -> Matches -> Match Manager

To enter player statistics go to the match manager and search for the required matches. Click on the actions link to open the actions menu for the grade.

[? Help on this topic](#)

| Match Filter   |  |
|----------------|--|
| Season         |  |
| Grade Division |  |
| Grade          |  |
| Dates/Round    |  |
| Status         |  |














### Selected Match Actions

### Actions

☐ Select All ☐ Select Visible

Drag a column to this area to group

Select Grade

|   |                                |
|---|--------------------------------|
|  | Netball NSW Masters            |
|  | Netball NSW Masters            |
|  | Netball NSW Masters            |
|  | Netball NSW Masters            |
|  | Netball NSW Masters            |
|  | Night Interdistrict Division 2 |
|  | Night Interdistrict Division 2 |
|  | Night Interdistrict Division 2 |
|  | Night Interdistrict Division 3 |
|  | Night Interdistrict Division 3 |
|  | Night Interdistrict Division 3 |
|  | Night Interdistrict Division 3 |
|  | Night Interdistrict Division 4 |

### Match Actions

|                         | Tamworth Silver (Over 35s)  | v | Guyra Galahs (Over 35s)     |
|-------------------------|-----------------------------|---|-----------------------------|
| Match ID                | 633397                      |   |                             |
| Grade                   | Netball NSW Masters         |   |                             |
| Round                   | 1                           |   |                             |
| Match Status            | Match result is OFFICIAL    |   |                             |
| Venue                   | Dome Court 1                |   |                             |
| Dates                   | 13 Oct 12 9:00AM            |   |                             |
| Scores                  | 38                          |   | 13                          |
| Ladder Points A         | 2.000                       |   | 0.000                       |
| Ladder Points B         | 2.000                       |   | 0.000                       |
|                         | Actions                     |   |                             |
| Enter Match Results     | <a href="#">GO &gt;&gt;</a> |   |                             |
| Change Match Status     | <a href="#">GO &gt;&gt;</a> |   |                             |
| Enter Ladder Adjustment | <a href="#">GO &gt;&gt;</a> |   |                             |
| View Match Audit        | <a href="#">GO &gt;&gt;</a> |   |                             |
| View Match              | <a href="#">GO &gt;&gt;</a> |   |                             |
| Select Team             | <a href="#">GO &gt;&gt;</a> |   | <a href="#">GO &gt;&gt;</a> |
| Enter Player Scores     | <a href="#">GO &gt;&gt;</a> |   | <a href="#">GO &gt;&gt;</a> |

LA: Includes a ladder adjustment, see help for Ladder Points definitions.

Close

Search\*:[illegible]

Select Enter Player Scores for the team you wish to enter player information for.

Full match statistics and match time information (periods played) can be entered here for individual players.

| Totals   |                                     |                |             |        |    |    |   |    |    |   |    |   |
|--|-------------------------------------|----------------|-------------|--------|----|----|---|----|----|---|----|---|
| Player   | Played                              | Periods Played | Position(s) | Rating | G  | GA | I | RO | RD | P | TO | D |
| Cyngler, Amber   | <input checked="" type="checkbox"/> | 4              |             | ☆☆☆    |    |    |   |    |    |   |    |   |
| Fleischer, Taylah  | <input checked="" type="checkbox"/> | 4              |             | ☆☆☆    |    |    |   |    |    |   |    |   |
| Freedman, Lucy   | <input checked="" type="checkbox"/> | 4              |             | ☆☆☆    |    |    |   |    |    |   |    |   |
| Friede, Liv  | <input checked="" type="checkbox"/> | 4              |             | ☆☆☆    |    |    |   |    |    |   |    |   |
| Gdanski, Amy   | <input checked="" type="checkbox"/> | 4              |             | ☆☆☆    |    |    |   |    |    |   |    |   |
| Helfenbaum, Annie  | <input checked="" type="checkbox"/> | 4              |             | ☆☆☆    |    |    |   |    |    |   |    |   |
| Horovitz, Olivia   | <input checked="" type="checkbox"/> | 4              |             | ☆☆☆    |    |    |   |    |    |   |    |   |
| <div> <div> CALC TOTALS </div> <div> TEAM TOTALS </div> </div> |                                     |                |             |        | 38 | 0  | 0 | 0  | 0  | 0 | 0  | 0 |

Totals mode - stats for the overall match are entered via the *Totals* tab.

The number of periods can optionally be entered, if not entered and the *Played* checkbox is checked, the maximum number of periods is assumed.

## Re-grading

The aim of this document is to provide a workflow for users to follow when performing re-grading. The process has been broken down into the following 4 steps. It is recommended that each step be completed across all grades affected by the regrade before proceeding on to the next step.

1. [Allocate new teams to grade.](#)
2. [Adjust existing fixture.](#)
  - [Replace teams in draw.](#)
  - [Create draw with more / less teams.](#)
3. [Re-grade teams.](#)
4. [Enter ladder adjustments.](#)

## Allocate teams to grade.

The first step in performing a regrade is to add the teams being moved into their new grade. To do this

- Open the Allocate Teams to Grade screen via the [Competition -> Grades -> Maintain Grades Teams and Ladders](#) menu and click on the *Allocate Teams* link corresponding to the desired grade.

### Grade Management

[Help on this topic](#)

[Add New Grade](#)

| Full Name | Sort Order |                               |                        |                                |                               |                         |                       | Delete                       |
|-----------|------------|-------------------------------|------------------------|--------------------------------|-------------------------------|-------------------------|-----------------------|------------------------------|
| A         | 10         | <a href="#">Grade Details</a> | <a href="#">Season</a> | <a href="#">Allocate Teams</a> | <a href="#">Team Settings</a> | <a href="#">Ladders</a> | <a href="#">Pools</a> | <a href="#">Delete Grade</a> |
| B         | 10         | <a href="#">Grade Details</a> | <a href="#">Season</a> | <a href="#">Allocate Teams</a> | <a href="#">Team Settings</a> | <a href="#">Ladders</a> | <a href="#">Pools</a> | <a href="#">Delete Grade</a> |
| C         | 10         | <a href="#">Grade Details</a> | <a href="#">Season</a> | <a href="#">Allocate Teams</a> | <a href="#">Team Settings</a> | <a href="#">Ladders</a> | <a href="#">Pools</a> | <a href="#">Delete Grade</a> |
| D         | 10         | <a href="#">Grade Details</a> | <a href="#">Season</a> | <a href="#">Allocate Teams</a> | <a href="#">Team Settings</a> | <a href="#">Ladders</a> | <a href="#">Pools</a> | <a href="#">Delete Grade</a> |

- Select a Club / Team from those available in the list of Child Organisations / Association Teams on the left hand side of the screen and use the add button to enter it into the grade.

### Allocate Teams to Grade

[Help on this topic](#)

Season: 2011/2012 [Go](#)

#### Grade: A

[Grade Details](#) [Season Settings](#) [Allocate Teams](#) [Team Settings](#) [Ladders](#) [Pools](#)

#### Method 1: Manually set up teams:

Populate available list from: [Child organisations](#)

Filter available child type: [ALL](#)

#### Available Child Organisations

Adelaide Lutheran  
Annesley Boarders Old Scholars  
Beaumont  
Blue Stars  
Blue Streaks  
Campbeltown United  
**Colonel Light Gardens**  
Glenelg Riptide  
Glengowrie United  
Grange Baptist  
Grange United  
Hallett Cove Netball Club  
Heathgate  
Henley  
Ironbank  
Kellekens  
Lynx  
Morialta United  
Morphettville Park Netball Club  
PANA  
PHOS Camden  
Rosefield United  
Scotch Old Scholars  
Seacliff United  
Seaton United Netball Club

[Add ->](#)

[<- Remove](#)

#### Child Organisations in this Grade (Count:8)


Glengowrie United A  
Grange United A  
Kellekens A  
Morialta United A  
Morphettville Park A  
Rosefield United A  
Scotch O S A  
Somerton Baptist A

[Update](#)



Teams that are being removed from this grade cannot be taken out of the allocated teams list as the data associated with the matches that have been played requires them to be there. Trying to remove a team on the allocation screen will cause error.

- To commit the changes to the database and finalise which teams are competing in the grade you need to click the *update* button.

 It is not necessary to update the Team Display / Media Names on the team settings page as the re-grade process will automatically do this. Home venue settings for newly entered teams can be updated at any time by checking the 'update in existing fixture' box on the Team Settings page when performing an update to this field.

## Making changes to the fixtures.


When performing a regrade there are generally two ways in which the existing fixture for a grade can change.

### Replace a team in the draw.

If one team in the fixture is being directly replaced by a new team this can be done quickly using the *Replace Team in Draw* function.

- Open the *Replace Team in Draw* page via the [Competition -> Draws -> Replace Team in Draw](#) menu.
- Making sure you are looking at the correct Season / Grade, specify the teams that will be replaced in the draw by selecting the teams that will be replacing them from the drop down selector in the *Replace with team* column.

### Replace Team in Draw


 [Help on this topic](#)

|        |           |       |   |    |
|--------|-----------|-------|---|----|
| Season | 2011/2012 | Grade | A | Go |
|--------|-----------|-------|---|----|

| Club                 | Replace with team  | Update Home Settings     |
|----------------------|--------------------|--------------------------|
| Glengowrie Uniting A | --Do Not Replace-- | <input type="checkbox"/> |
| Grange Uniting A     | --Do Not Replace-- | <input type="checkbox"/> |
| Kellermans A         | --Do Not Replace-- | <input type="checkbox"/> |
| Morialta Uniting A   | --Do Not Replace-- | <input type="checkbox"/> |
| Morphettville Park A | --Do Not Replace-- | <input type="checkbox"/> |
| Rosefield Uniting A  | --Do Not Replace-- | <input type="checkbox"/> |
| Scotch O S A         | --Do Not Replace-- | <input type="checkbox"/> |
| Somerton Baptist A   | --Do Not Replace-- | <input type="checkbox"/> |

[Update](#)


- Once all of the teams being replaced in a grade have been indicated click on the Update button to perform the replacements.

 Running this process will update the seedings on the team settings page and will also check the *Hide in Ladder* box for the teams being replaced.


## Recreate the fixture.

Sometimes a direct swap of teams will not be possible. If the fixture needs to be rebuilt from the next round of play you need to do the following.

- Open the draw creation page via the [Competition -> Draws -> Create Draw](#) menu.
- fill in the fixture details as normal making the following exceptions.
  - The start date should be the date of the next round of matches.
  - The number of rounds should be the number of rounds to be played before finals begin.
  - The start round should be the round number of the next round to be played.

 This is easily confused with the position within the fixture template being used to generate the fixture will begin. The automatic process always begins from the 1st round of the selected template regardless of which round the newly create matches begin. If you want the fixture to begin from a specific round of an existing template please [contact support](#) to make arrangements for this.

- Check Team settings.

 It is possible that in order to keep a balanced fixture the seedings will need to be updated on the team settings screen before the fixture is created. You may also want to check other team settings at this stage.



- Complete the draw creation process and submit the new fixture

## Create Draw

[Help on this topic](#)

Start ▶ Round Settings ▶ Round Dates ▶ Venue Selection ▶ Seeding ▶ Edit ▶ Review/Submit

### Gather basic draw information

\*Denotes a mandatory field.

|                                      |   |
|--------------------------------------|---|
| Draw Type *                          | <input checked="" type="radio"/> Round Robin <input type="radio"/> Knockout                                     |
| Season *                             | 2011/2012 ▼   |
| Grade *                              | A ▼ <a href="#">Select multiple grades</a>  |
| Fixture Template *                   | Standard Round Robin ▼ <a href="#">More Information</a>   |
| Match Type *                         | Netball-4 x qtrs ▼ <a href="#">More Information</a>   |
| Draw start date and time *           | 01/10/2011  Time: 12 : 00 ▼   |
| Number of rounds *                   | <input type="text"/>  |
| Number of finals rounds              | <input type="text"/>  |
| Start from Round                     | <input type="text"/>  |
| Time between rounds                  | Days <input type="text" value="7"/> Hours <input type="text" value="0"/> Minutes <input type="text" value="0"/> |
| Venue Allocation Method              | Use default team grounds ▼ <a href="#">Set default team grounds</a>   |
| Publish draw to public on completion | <input type="checkbox"/>  |
| Manually enter/edit matches          | <input type="checkbox"/>  |

#### Do not schedule matches between the following date and time ranges

|                          |  |
|--------------------------|--|
| Non Playing Date Range 1 | <input type="checkbox"/> From: 24/12/2011  00 : 00 To: 07/01/2012  00 : 00 |
| Non Playing Date Range 2 | <input type="checkbox"/> From: 09/11/2011  00 : 00 To: 09/11/2011  00 : 00 |
| Non Playing Date Range 3 | <input type="checkbox"/> From: 09/11/2011  00 : 00 To: 09/11/2011  00 : 00 |

#### Text to display at top and bottom of draw

|                   |                      |
|-------------------|----------------------|
| Draw Heading      | <input type="text"/> |
| Draw Footer Notes | <div></div>          |

< Previous Next > Submit


If the number of teams in the grade has decreased you can create a new fixture by allocating the non-competing team a null seed (leave the seed box empty) and checking the hide team in ladder box on the team settings page. When creating the fixture you will get an error at the submission stage. You can ignore this and click submit again to save the new fixture.

## Re-grade Teams.

Once the fixtures have been updated and contain all of the correct teams you can run the re-grade team process.

To do this

- Open the screen via the [Competition -> Grades -> Regrade Teams](#) menu
- Select the club / team that is going to be re-graded
- select the destination grade
- Select the Migrate matches, match results and statistics option to transfer all of the teams match details during the regrade process.

 This guide focuses on the most complicated form of re-grading, the full data migration. The other options perform the following functions

**Migrate Ladder Points only:** Only the team name, squad list, and ladder points are migrated. All other match data (matches played, won, lost, percentage etc. is ignored)

**No Migration, Just change grades for given team:** Only team names and squad lists are copied between grades. All other information is ignored.

## Re-Grade Team

 [Help on this topic](#)

Grade

A

▼

Go

\*Denotes a mandatory field.

Team to Regrade \*

Select...

▼

Destination Grade \*

Select...

▼


Type of Re-Grading

☒ Migrate matches, match results and statistics

☐ Migrate ladder points only


☐ No Migration, just change grades for given team

Re-grade

 When you click the re-grade button the following message will appear. This is normal and indicates that that the previous steps of preparing the draw have been successful. Indicate which team in the fixture of the destination grade will be replaced by the team being regraded and click on the Re-grade button to finish the regrade.

## Re-Grade Team


 [Help on this topic](#)

 [Printable Version](#)

Grade

▼

Go



There are teams from the selected club that already exist in the destination grade. Please select one of these teams as the destination team for the re-grade. If the destination team has not been created then please add via 'Allocate Clubs to grade' screen and run this procedure again.

\*Denotes a mandatory field.

Team to Regrade \*

▼

Destination Grade \*

▼

Type of Re-Grading

☒ Migrate matches, match results and statistics

☐ Migrate ladder points only

☐ No Migration, just change grades for given team

Destination team designation \*

Select...

▼

Re-grade

## Ladder Adjustments.

Once all of the Re-grading is complete it may be necessary to implement manual ladder adjustments to balance the grades and make sure that all of the teams start on an equal footing. This is done by

- Opening the Ladder Adjustments page via the [Competition -> Ladders -> Ladder Adjustments](#) menu
- Selecting the Season and Round
- Selecting the match to which the adjustment will be added.

- Select the team, enter the adjustment and a note explaining it and save the adjustment



The adjustment will only be applied to the selected team and will not be applied negatively to the opposing team

## Ladder Adjustment Maintenance

[Help on this topic](#)

Season  Round  Grade

[Back to Ladder Adjustments Manager](#)

Warning: only one adjustment per ladder can be made for each participating team in a match. Any subsequent adjustments added for the same team in a particular match, for the same ladder, will replace any existing amendment.

|                        |  |
|------------------------|--|
| Match                  | <input type="text" value="Glengowrie United A v Grange United A"/> |
| Adjustment applies to: | <input type="text" value="Glengowrie United A"/>                   |
| Ladder                 | <input type="text" value="ALL LADDERS"/>                           |
| Points                 | <input type="text"/>   |
| Score for              | <input type="text"/>   |
| Score against          | <input type="text"/>   |
| Comments               | <input type="text"/>   |

Ladders will recalculate overnight and display the new details the following day.