

The person availability function:


- ### Match Official Availability Summary


Key: **A** Available **U** Unavailable **C** Conditional


Total Records: 1


Season	Select the Season from the Season dropdown list.
Sub-Role	Select one of the Sub-Roles from the sub-role dropdown list.


Match Dates


To select one or more match dates: Click the match date in the Match dates list and click the  button.

To remove a single match from the match list: Click the match date in the Selected Dates list and click the  button.

To add multiple matches: In the Match dates list, select the match dates by clicking the first match, holding down the Shift key, and clicking the last match date, or by holding down the Control key and clicking individual match dates and click the  button.

To remove multiple participants: In the Selected dates list, select the match dates by clicking the first match date, holding down the Shift key, and clicking the last match date, or by holding down the Control key and clicking individual match dates and click the  button.

To add all match dates: Click the  button.

To remove all match dates, click the  button.

- 1. On the **Player Availability screen**, select the filter criteria as per the table below.
- 2. Optionally show contact details by checking the **Show contact details** checkbox.
- 3. Click the **Refresh List** button to view the list of available players.

Player Availability Summary ?

Season

2017 Autumn

Sub-Role

SENIOR

Go

Availability was last requested via email on: Never.

Match dates

Mon 23 Jan 17

Mon 30 Jan 17

Thu 2 Feb 17

Mon 6 Feb 17

Tue 7 Feb 17

Thu 9 Feb 17







Selected dates

Tue 31 Jan 17

☐ Show contact details


Refresh List


A Available U Unavailable C Conditional


NAME	COMMENT	ENTER AV.	EMAIL
			
			
			


Season	Select the Season from the Season dropdown list.
Sub-Role	Select one of the Sub-Roles from the sub-role dropdown list.


Match Dates


To select one or more match dates: Click the match date in the Match dates list and click the  button.

To remove a single match from the match list: Click the match date in the Selected Dates list and click the  button.

To add multiple matches: In the Match dates list, select the match dates by clicking the first match, holding down the Shift key, and clicking the last match date, or by holding down the Control key and clicking individual match dates and click the  button.

To remove multiple participants: In the Selected dates list, select the match dates by clicking the first match date, holding down the Shift key, and clicking the last match date, or by holding down the Control key and clicking individual match dates and click the  button.

To add all match dates: Click the  button.

To remove all match dates, click the  button.