



# Projected Totals (MyCricket LiveScore Tablet)

## MyCricket LiveScore FAQ

Use the projected total screen to view a batting teams projected total for the current innings.

The page can be accessed by clicking on the projected score on the scoring page and also via the 'Projected Total' menu item in the match settings area.

 St Kilda

 Carlton

St Kilda won the toss and elected to bat

1/5

Projected: 150 >

1st Innings

Batters	R	B	4s	6s	SR
---------	---	---	----	----	----


View/ Edit Scorecard >

Match Settings >

Match Status >

Team Selection >

Projected Total >



Note

Only matches with the overs per innings value set to a number will show the projected total screen.

The table will show -2 & -1 under the current run rate, as well as +1, +2, +3, +4 & +5 runs above the current run rate.



## Ball-by-Ball

2

Projected Total	Done
RUN RATE	TOTAL
8	82
9	91
10.00 (current)	100
11	109
12	118
13	127
14	136
15	145

A Coleman to B Allix  
O RUNC

A Coleman to B Allix

1 A Coleman to M Anson  
1 PM

2 A Coleman to M Anson

3 A Coleman to B Allix

4 A Coleman to B Allix

?

\_\_\_\_\_

?